



STANCOR®

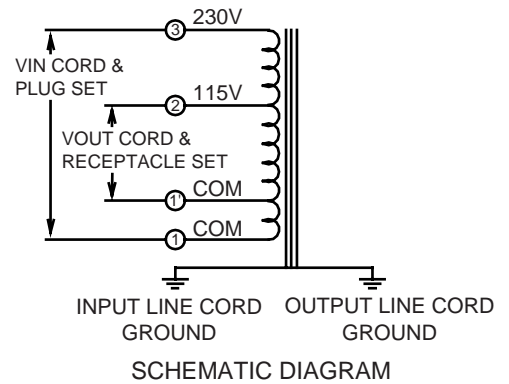
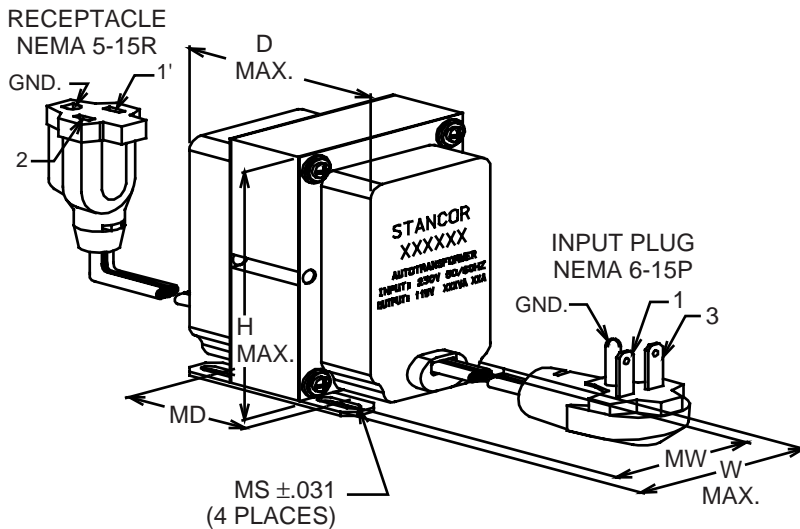
Step-Down Auto Transformers 230 to 115 Volts

⚠ WARNING	
	<p style="text-align: center;">ELECTROCUTION HAZARD</p> <p>Disconnect electric power to system at main fuse or circuit breaker box before servicing. Failure to do so could result in death or serious injury.</p>
	<p style="text-align: center;">FIRE HAZARD</p> <p>Do not exceed transformer ratings. Higher voltage may damage control and could cause personal injury or property damage.</p>

INPUT:	230VAC, 50/60Hz
OUTPUT:	115 VAC (See Output Amp rating & VA Capacity in table below)
INSULATION RATING:	Class A (105°C)
TEMPERATURE RISE:	65°C Max. rise over 40°C Max. ambient
DIELECTRIC STRENGTH:	1500 VRMS

NOTES:

1. All dimensions in inches, unless otherwise specified.
2. All dimensions $\pm .062$, unless otherwise specified.
3. Plug cord 5 1/2 feet long min.
4. Receptacle cord 8 inches long min.



STANCOR Part No.	Output Amps	V.A. Cap.	Dimensions - Inches						Wt. Lbs.
			H	W	D	MW	MD	MS	
P-6287	0.35	40	3.19	2.56	2.75	2.00	1.75	.203 X .687	2.20
GSD-75	0.65	75	3.19	2.56	2.88	2.00	1.75	.203 X .687	3.00
P-8630	0.74	85	3.19	2.56	2.88	2.00	1.75	.203 X .687	2.50
GSD-100	0.87	100	3.19	2.56	3.25	2.00	2.06	.203 X .687	3.70
P-8631	1.10	125	3.19	2.56	3.13	2.00	2.06	.203 X .687	3.00
GSD-150	1.30	150	3.94	3.19	3.25	2.50	2.22	.203 X .750	4.40
P-8632	1.74	200	3.94	3.19	3.25	2.50	2.25	.203 X .750	4.20
GSD-250	2.20	250	3.94	3.19	3.63	2.50	2.22	.203 X .750	5.80
GSD-300	2.60	300	3.94	3.19	3.63	2.50	2.22	.203 X .750	5.80
GSD-350	3.00	350	3.94	3.19	4.31	2.50	2.72	.203 X .750	7.30
P-8634	3.50	400	3.94	3.19	4.25	2.50	2.72	.203 X .750	7.00
GSD-500	4.30	500	4.69	3.81	4.44	3.00	3.19	.203 X .500	10.6
GSD-750	6.50	750	4.69	3.81	5.38	3.00	3.94	.203 X .750	14.4
GSD-1000	8.70	1000	4.69	3.81	6.06	3.00	4.69	.203 X .750	17.0
GSD-1500	13.0	1500	5.44	4.44	6.00	3.50	4.00	.203 X .750	20.0